

RADIANT CEILING SYSTEMS

giacomini[®] klima[®]

Product catalogue

PLASTERBOARD



GKC AND GKCS SERIES


SUMMARY

▶ 2.	PLASTERBOARD RADIANT CEILING SYSTEM GIACOKLIMA®
▶ 6.	GKC SERIES RADIANT CEILING
▶ 12.	GKCS SERIES RADIANT CEILING
▶ 18.	CONNECTION, STRUCTURE AND ACCESSORIES
▶ 26.	PRODUCT CODE INDEX
▶ 28.	GIACOMINI'S REPRESENTATIVES IN THE WORLD
▶ 30.	GENERAL SALE CONDITIONS
▶ 31.	QUALITY CERTIFICATIONS
▶ 32.	FURTHER INFORMATION



GKC SERIES


- C100 activation with aluminium thermal diffusers and copper pipe serpentine size 16x1 mm
- plasterboard thickness 10 mm
- insulation in expanded polyurethane 40 mm
- 3 panel dimensions / panel available in 3 dimensions
- inactive panel for compensation



page 6

GKCS SERIES

- activation with PE-X pipe serpentine size 8x1 mm with anti-oxygen barrier
- plasterboard thickness 15 mm
- insulation in expanded sintered polystyrene 40 mm
- 3 panel dimensions / panel available in 3 dimensions
- inactive panel for compensation



page 12

giacoklima® plasterboard radiant ceiling system



giacoklima® plasterboard radiant ceiling system presents as an easy, rational and innovative solution for the building air conditioning system, that is able to satisfy the most different requirements; a system that profits from the long experience and the well-established Giacomini know-how in the accomplishment of components and systems for the heating and conditioning distribution.

For the temperature difference with the room, the radiant ceiling exploits the transmission for radiation; therefore it conditions the casing instead of the air and the only convective effect is the natural one. This way there are no perceivable draughts and no dust circulation.

The large surface of the radiant false ceiling permits a high exchange of thermal energy between active surfaces and room, maintaining very limited temperature differences. With a single system, you can heat and cool buildings; but the system results invisible, as it is integrated into the plasterboard false ceiling.



High output, low thermal inertia, great energy efficiency and no maintenance are the factors that convince more the technicians; high comfort, working low costs, excellent aesthetic and large flexibility in the space exploitation are particularly valued by the users. *giacoklima®* is the ideal solution for all those buildings in which high comfort and consistent energy saving are requested.




Due to the supply temperature of the radiant ceiling, less extreme than that one requested by traditional systems – either in heating or in cooling – and closest to the room temperature, it is possible to exploit fully the potential of energy saving offered by advanced technical solutions and renewable energy sources. The result is a marked reduction of CO₂ emissions and a minimization of the impact on the environment, without renouncing to a high comfort. The radiant ceiling is ideal in combination with high efficiency generators of the last generation as the condensing boilers. The use of heat pumps is particularly favourable too. It exploits the free and inexhaustible heat present in air, water or in the ground, limiting at the most the recourse to fossil fuels. In summer it is possible to use a geothermal system for the room cooling, making over the room heat to the underground by means of buried manifolds or depth sensor. In intermediate seasons, the energy captured and stored by the solar thermal system, by now prescribed in all new constructions, can be used to integrate efficaciously the low temperature heating.



giacoklima® radiant ceiling system

The invisible system to heat in winter and cool in summer



Comfort



giacoklima® radiant ceiling system always ensures an ideal climate and a remarkably higher comfort as regards to traditional systems. The air temperature is constant and uniform in the different rooms, either horizontally or vertically; the correct temperature difference between the building inside and outside avoids the health problems caused by a too pushed summer climatization; the radiant exchange eliminates the irritating draughts and the dust circulation; the absence of parts in motion makes the room absolutely silent.

Energy saving



The energy impact of giacoklima® radiant ceiling system is more contained than the traditional conditioning systems, due to the temperature of the supply water of the circuits, that are less extreme either in winter or in summer; a factor that makes it ideal in combination with high efficiency generators, as the condensing boilers, and renewable sources as the geothermal and solar thermal systems. The radiant ceiling represents the most appropriate system for the high energy efficiency buildings that directives and norms require nowadays.



Giacomini system

Choosing Giacomini means rely upon an Italian company world leader in the sector of components and systems for heating, conditioning and sanitary distribution that can boast a long experience and thousand references made with giacoklima® radiant ceiling system, with the certainty of a product entirely designed and manufactured in Italy.



Invisible system

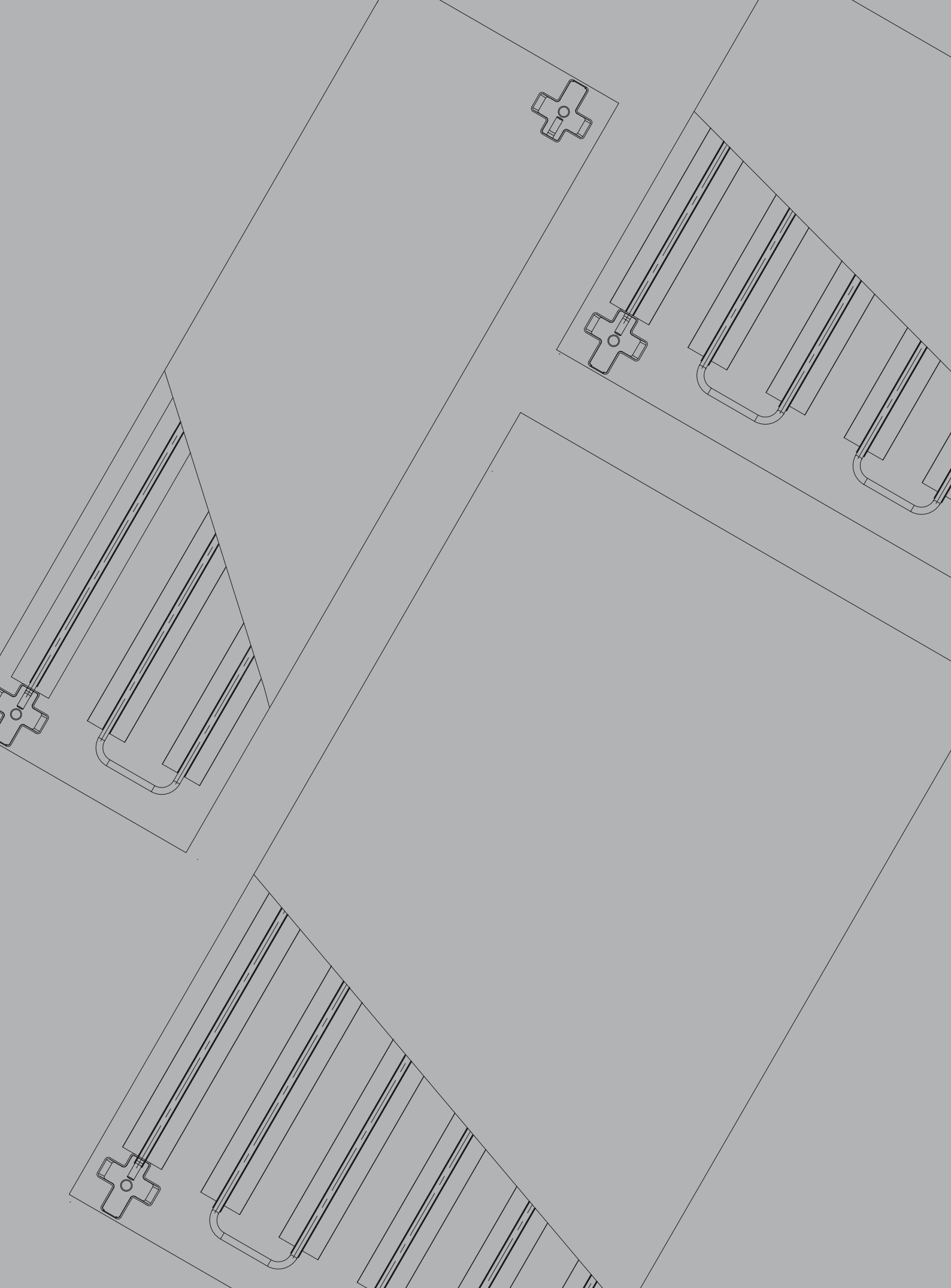


giacoklima® radiant ceiling system results absolutely invisible, as it is integrated into the plasterboard false ceiling. The elimination of the system ends from the interior permits to recover useful space and it ensures the largest design and architectural freedom in each situation; there are no bonds of walls occupied by the radiators and the age-old problem of the frequent maintenance, due to the wall blackening, is eliminated.

Modularity



The series of giacoklima® plasterboard panels allows making radiant false ceilings even into the rooms having the most complex geometries, due to the availability of different modularities, and it satisfies at its best the requirements of designers and architects. In addition to this, two activation types allow satisfying different project needs, by using the most appropriate version in each situation.



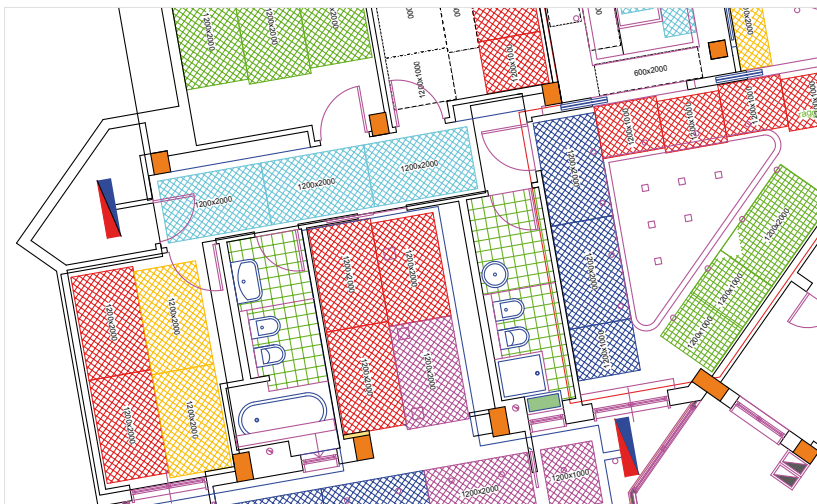
GKC SERIES RADIANT CEILING


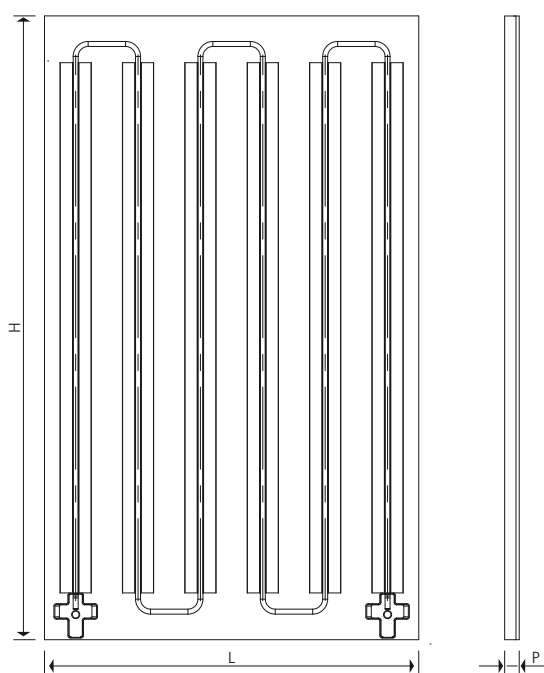
GKC SERIES

giacoklima® GKC is a radiant false ceiling system particularly suitable for heating and cooling of residential buildings, accommodation facilities such as hotels, residences, commercial rooms, schools, and in general buildings where a false ceiling having civil finishes is preferable. The system is composed of active and inactive panels, carrying structure and connection and distribution components.

From the construction point of view, GKC series panels are set up by a 10mm plasterboard plate with an upper insulation layer made of 40 mm expanded polyurethane; inside this, the activation is built-in. It is formed by anodized aluminium thermal diffusers, applied on the plasterboard plate, and an hydraulic circuit made by means of copper serpentine with 16x1 mm pipe. The system allows to cover adequately also the rooms having more complex geometry, due to the availability of panels with three different modularities: 600x2000, 1200x1000 and 1200x2000 mm. Easy and quick to be installed, GKC radiant false ceiling can be completed with folding doors to be inspected to accede to the zone hydraulic distribution part and make maintenance operations. The expanded polyurethane layer positioned on the upper side of the panels allows an excellent thermal insulation upwards.

The carrying structure of GKC radiant false ceiling is set up by a single or double metallic frame in zinc coated steel and by a suspension system through springs and hangers to anchor the frame to the slab; the hangers combined with the regulation springs permit to obtain a perfect flatness and horizontality of the false ceiling. The frame of the GKC system offers excellent features of capacity and resistance and the profile modularity allows making any internal finish type. The frame is made of steel 0,6 mm thickness, with controlled tolerance, in compliance with UNI EN 10327-10326; the zinc coating complies with UNI 5753-84 norm.



KC120X200Active panel size **1200x2000 mm**

Plasterboard panel having 2,4 m² surface and 50 mm thickness, to implement a radiant false ceiling heating and cooling system of the GKC series.

The panel is active and it is constituted by a 10 mm plasterboard plate, a 0,1 mm aluminium sheet as steam barrier, the thermal activation and a 40 mm layer of thermal insulation in expanded polyurethane.

The activation is set up by 6 thermal diffusers in anodized aluminium applied on the plasterboard plate, and from an hydraulic circuit made by means of copper serpentine with 16x1 mm pipe. The panel is prearranged for the connection to the distribution network by means of push fittings, against completion of the end portion of the pipe through a support sleeve. The insulation layer has an opening that allows the installation of a RC122 angle fitting, or RC102 straight fitting for the hydraulic connection.

Main features


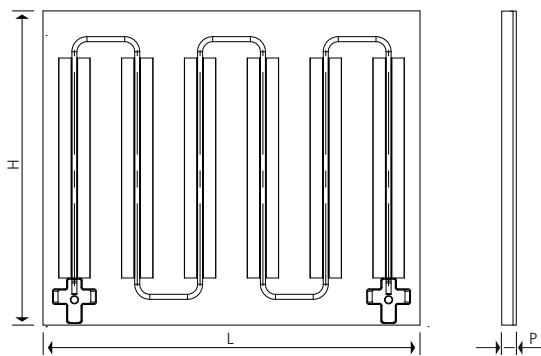
- 10 mm plasterboard plate
- 0,1 mm aluminium layer (barrier to steam)
- 40 mm insulation layer in expanded polyurethane (CFC free)
- C100 activation type
- 6 thermal diffusers size 100x1700 mm
- $K_v = 1,42$ (with capacity in l/h and loss of pressure in mm water column)
- Weight 39,1 kg
- Dimensions 1200 x 2000 x 50 mm (LxHxP)

Nominal outputs

- Cooling (according to EN 14240): 48,8 W/m² with ΔT water-room of 10 K
- Heating (according to EN 14037): 62,9 W/m² with ΔT water-room of 15 K

The indicated outputs refer to the real panel surface.

Consult the Technical Sheet 0355EN for further information

KC120X100Active panel size **1200x1000 mm**

Plasterboard panel having 1,2 m² surface and 50 mm thickness to implement a radiant false ceiling heating and cooling system of the GKC series.

The panel is active and it is constituted by a 10 mm plasterboard plate, a 0,1 mm aluminium sheet as steam barrier, the thermal activation and a 40 mm layer of thermal insulation in expanded polyurethane.

The activation is set up by 6 thermal diffusers in anodized aluminium applied on the plasterboard plate, and by an hydraulic circuit made by means of copper serpentine with 16x1 mm pipe. The panel is prearranged for the connection to the distribution network by means of push fittings, against completion of the end portion of the pipe through a support sleeve. The insulation layer has an opening that allows the installation of a RC122 angle fitting, or RC102 straight fitting for the hydraulic connection.


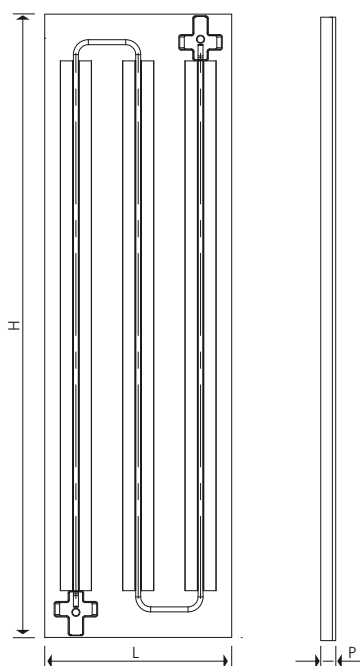
Main features

- 10 mm plasterboard plate
- 0,1 mm aluminium layer (barrier to steam)
- 40 mm insulation layer in expanded polyurethane (CFC free)
- C100 activation type
- 6 thermal diffusers size 100x700 mm
- $K_v = 1,97$ (with capacity in l/h and loss of pressure in mm water column)
- Weight 18,6 kg
- Dimensions 1200x1000x50 mm (LxHxP)

Nominal outputs

- Cooling (according to EN 14240): 48,8 W/m² with ΔT water-room of 10 K
- Heating (according to EN 14037): 62,9 W/m² with ΔT water-room of 15 K

The indicated outputs refer to the real panel surface.

KC60X200Active panel size **600x2000 mm**

Plasterboard panel having 1,2 m² surface and 50 mm thickness, to implement a radiant false ceiling heating and cooling system of the GKC series.

The panel is active and it is constituted by a 10 mm plasterboard plate, a 0,1 mm aluminium sheet as steam barrier, the thermal activation and a 40 mm layer of thermal insulation in expanded polyurethane.

The activation is set up by 3 thermal diffusers in anodized aluminium applied on the plasterboard plate, and from an hydraulic circuit made by means of copper serpentine with 16x1 mm pipe. The panel is prearranged for the connection to the distribution network by means of push fittings, against completion of the end portion of the pipe trough a support sleeve. The insulation layer has an opening that allows the installation of a RC122 angle fitting, or RC102 straight fitting for the hydraulic connection.

Main features

- 10 mm plasterboard plate
- 0,1 mm aluminium layer (barrier to steam)
- 40 mm insulation layer in expanded polyurethane (CFC free)
- C100 activation type
- 3 thermal diffusers size 100x700 mm
- $K_v = 2,70$ (with capacity in l/h and loss of pressure in mm water column)
- Weight 19,5 kg
- Dimensions 600x2000x50 mm (LxHxP)

Nominal outputs


- Cooling (according to EN 14240): 48,8 W/m² with ΔT water-room of 10 K
- Heating (according to EN 14037): 62,9 W/m² with ΔT water-room of 15 K

The indicated outputs refer to the real panel surface.

Consult the Technical Sheet 0355EN for further information

KG120X300

Inactive panel size 1200x2000 mm




Plasterboard panel having 2,4 m² surface and 50 mm thickness, to implement a radiant false ceiling heating and cooling system of the GKC series.

The panel is inactive; it has no hydraulic circuits and it serves to complete the radiant surface made with KC60 and KC120 active panels. The panel is constituted by a 10 mm plasterboard plate and a 40 mm thermal insulation layer in expanded polyurethane.

Main features

- 10 mm plasterboard plate
- 40 mm insulation layer in expanded polyurethane (CFC free)
- Weight 22 kg
- Dimensions 1200x2000x50 mm (LxHxP)



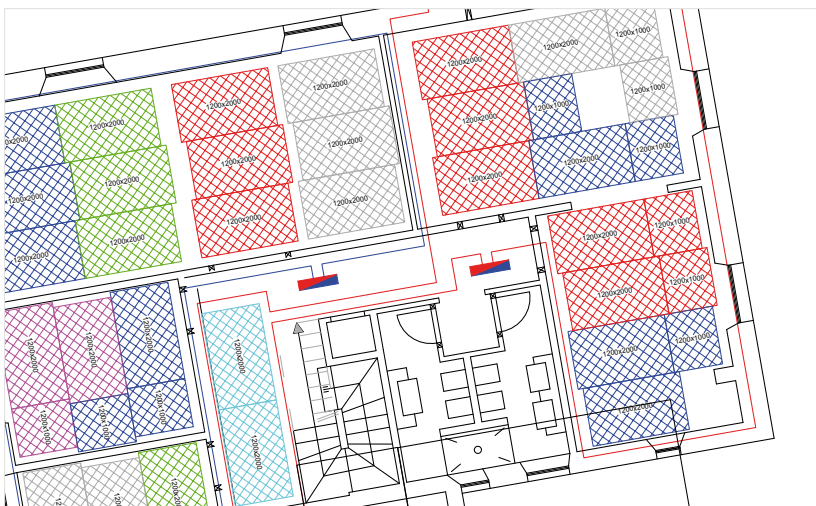
GKCS SERIES RADIANT CEILING

GKCS SERIES

GKCS giacoklima® is a radiant false ceiling system particularly suitable for heating and cooling of residential buildings, accommodation facilities such as hotels, residences, commercial rooms, schools, and in general buildings where a false ceiling having civil finishes is preferable. The system is composed of active and inactive panels, carrying structure and connection and distribution components.

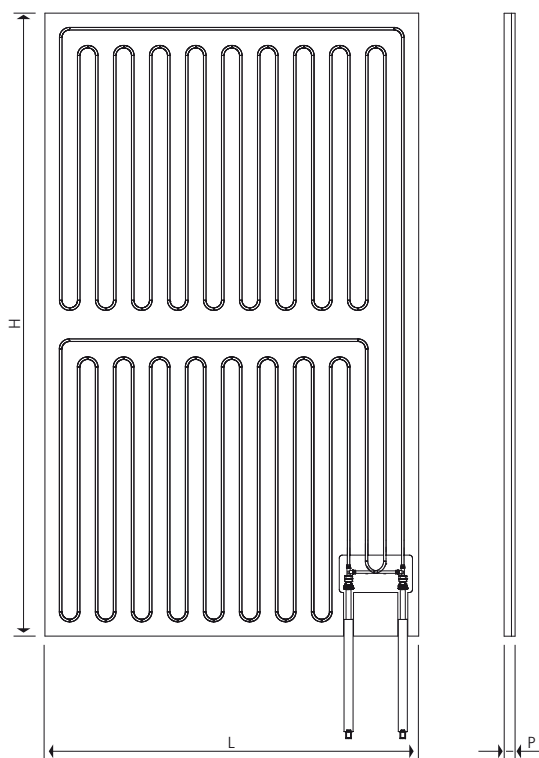
From the construction point of view, GKCS series panels are set up by a 15 mm plasterboard plate with an upper insulation layer of sintered expanded polystyrene (EPS); between these two layers, one or two hydraulic circuits are present with PE-X pipes inserted into appropriate housings on the upper side of the plasterboard plate. The system allows to cover adequately also the rooms having more complex geometry, due to the availability of panels with three different modularities: 600x2000, 1200x1000 and 1200x2000 mm. Easy and quick to be installed, GKCS radiant false ceiling can be completed with folding doors to be inspected, to accede the zone hydraulic distribution part and make maintenance operations. The layer of 30 mm in EPS positioned on the upper side of the panels, allows an excellent thermal insulation upwards.

The carrying structure of GKCS radiant false ceiling is set up by a single or double metallic frame in zinc coated steel, and by a suspension system through springs and hangers to anchor the frame to the slab; the hangers combined with the regulation springs permit to obtain a perfect flatness and horizontality of the false ceiling. The frame of the GKCS system offers excellent features of capacity and resistance and the profile modularity allows making any internal finish type. The frame is made of steel 0,6 mm thickness, with controlled tolerance, in compliance with UNI EN 10327-10326; the zinc coating complies with UNI 5753-84 norm.



KS120X200

Active panel size 1200x2000 mm



Plasterboard panel having 2,4 m² surface and 45 mm thickness to implement a radiant false ceiling heating and cooling system of the GKCS series.

The panel is active and it is constituted by a 15 mm plasterboard plate, 2 hydraulic circuits and a 30 mm thermal insulation layer in EPS. The hydraulic circuits are made by means of PE-X pipe with anti-oxygen barrier laid in an appropriate housing drawn on the upper side of the plasterboard plate. The panel has a terminal portion for the delivery and return pipes in plastic material having intermediate anti-oxygen barrier, pre-insulated and prearranged for the connection to the distribution network by means of RC push fittings, against completion of the terminal pipe portion through a support sleeve. The insulation layer has an opening that allows the installation of a RC150 tee fitting, or RC102 straight fitting for the hydraulic connection.

Main features

- 15 mm plasterboard plate
- 30 mm EPS insulation layer
- 2 circuits with PE-X pipes size 8x1 mm with anti-oxygen barrier
- $K_p = 0,190$ (with capacity in l/h and loss of pressure in mm water column)
- Weight 30 kg
- Dimensions 1200x2000x45 mm (LxHxP)

Nominal outputs

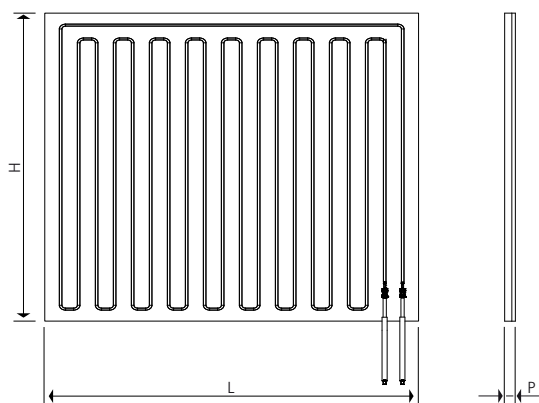
- Cooling (according to EN 14240): 43,8 W/m² with ΔT water-room of 10 K
- Heating (according to EN 14037): 58,0 W/m² with ΔT water-room of 15 K

The indicated outputs refer to the real panel surface.

Consult the Technical Sheet 0353EN for further information

KS120X100

Active panel size 1200x1000 mm



Plasterboard panel having 1,2 m² surface and 45 mm thickness, to implement a radiant false ceiling heating and cooling system of the GKCS series.

The panel is active and it is constituted by a 15 mm plasterboard plate, an hydraulic circuits and a 30 mm thermal insulation layer in EPS. The hydraulic circuit is made by means of PE-X pipe with anti-oxygen barrier laid in an appropriate housing drawn on the upper side of the plasterboard plate. The panel has a terminal portion for the delivery and return pipes in plastic material having intermediate anti-oxygen barrier, pre-insulated and prearranged for the connection to the distribution network by means of RC push fittings, against completion of the terminal pipe portion through a support sleeve. The insulation layer has an opening that allows the installation of a RC150 tee fitting, or RC102 straight fitting for the hydraulic connection.


Main features

- 15 mm plasterboard plate
- 30 mm EPS insulation layer
- 1 circuit with PE-X pipes size 8x1 mm with anti-oxygen barrier
- $K_v = 0,095$ (with capacity in l/h and loss of pressure in mm water column)
- Weight 15 kg
- Dimensions 1200x1000x45 mm (LxHxP)

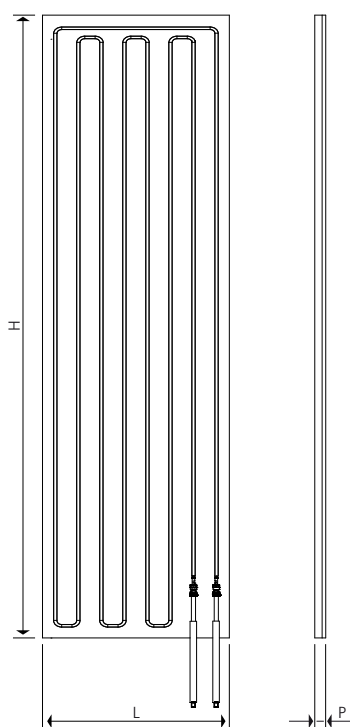
Nominal outputs

- Cooling (according to EN 14240): 43,8 W/m² with ΔT water-room of 10 K
- Heating (according to EN 14037): 58,0 W/m² with ΔT water-room of 15 K

The indicated outputs refer to the real panel surface.

KS60X200

Active panel size 600x2000 mm



Plasterboard panel having 1,2 m² surface and 45 mm thickness, to implement a radiant false ceiling heating and cooling system of the GKCS series.

The panel is active and it is constituted by a 15 mm plasterboard plate, an hydraulic circuit and a 15 mm thermal insulation layer in EPS. The hydraulic circuit is made by means of PE-X pipe with anti-oxygen barrier, laid in an appropriate housing drawn on the upper side of the plasterboard plate. The panel has a terminal portion, for the delivery and return pipes in plastic material having intermediate anti-oxygen barrier, pre-insulated and prearranged for the connection to the distribution network by means of RC push fittings, against completion of the terminal pipe portion through a support sleeve. The insulation layer has an opening that allows the installation of a RC150 tee fitting, or RC102 straight fitting for the hydraulic connection.

Main features


- 15 mm plasterboard plate
- 30 mm EPS insulation layer
- 1 circuit with PE-X pipes size 8x1 mm with anti-oxygen barrier
- $K_v = 0,095$ (with capacity in l/h and loss of pressure in mm water column)
- Weight 15 kg
- Dimensions 600x2000x45 mm (LxHxP)

Nominal outputs

- Cooling (according to EN 14240): 43,8 W/m² with ΔT water-room of 10 K
- Heating (according to EN 14037): 58,0 W/m² with ΔT water-room of 15 K

The indicated outputs refer to the real panel surface.

Consult the Technical Sheet 0353EN for further information

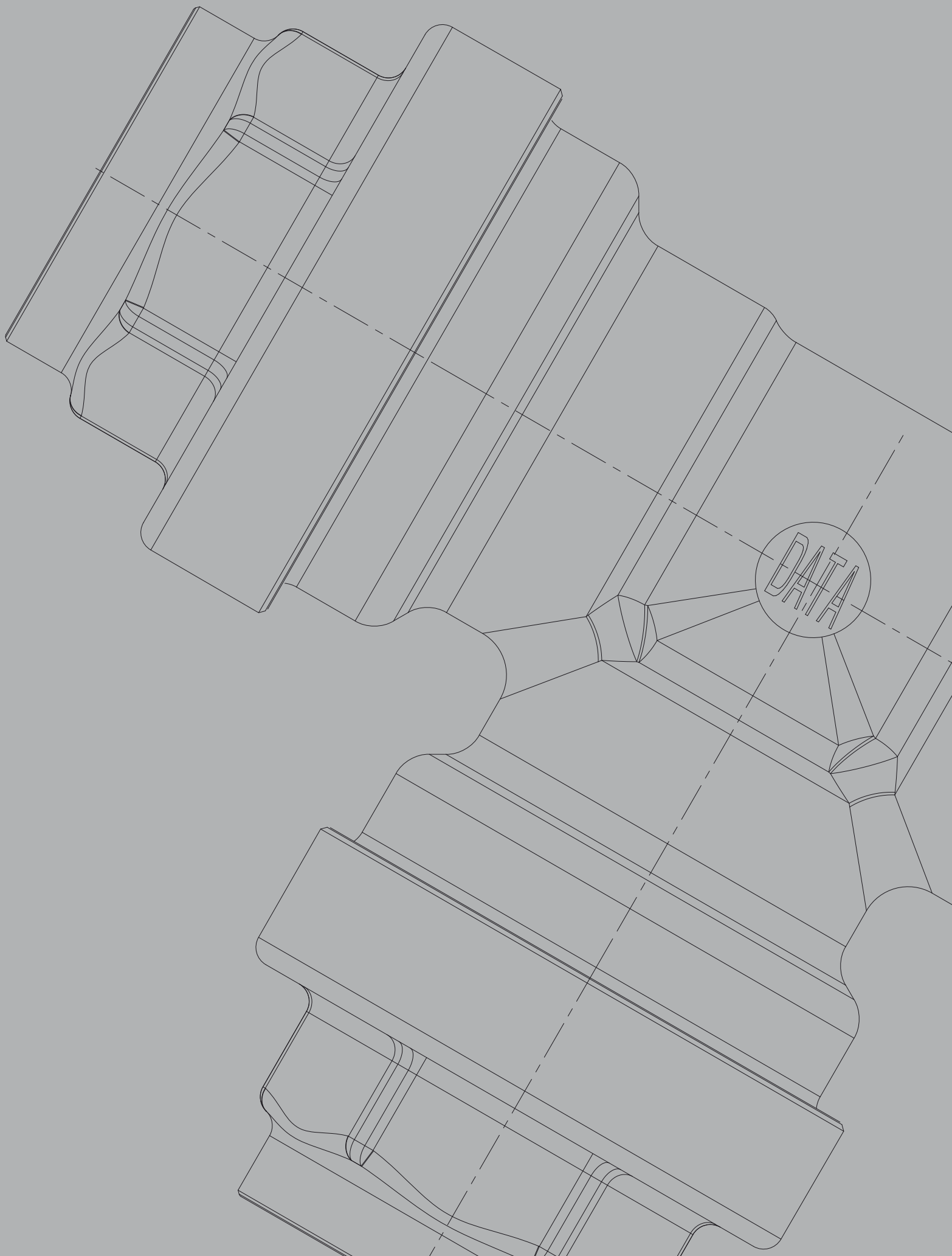
KS120X300Inactive panel size **1200x2000 mm**

Plasterboard panel having 2,4 m² surface and 45 mm thickness to implement a radiant false ceiling heating and cooling system of the GKCS series.

The panel is inactive; it has no hydraulic circuits and it serves to complete the active surface made with KS60 and KS120 active panels. The panel is constituted by a 15 mm plasterboard plate and a layer of 30 mm thermal insulation in EPS.

Main features

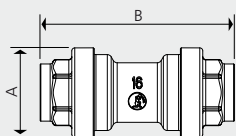
- 15 mm plasterboard plate
- 30 mm EPS insulation layer
- Weight 30 kg
- Dimensions 1200x2000x45 mm (LxHxP)



CONNECTION, STRUCTURE AND ACCESSORIES

Connection components

RC102X007



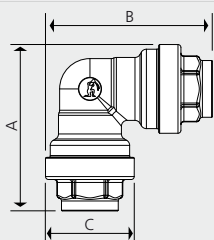
Straight push fitting for connection among active panels of the GKC and GKCS series.

Main features

- 16x1,5 mm pipe diameter
- Maximum working pressure 1,6 MPa (16 bar)
- Maximum working temperature 110°C
- Body made of pressed and nickel plated brass
- Seal o-ring in EP
- Toothed blocking ring in AISI 304 stainless steel
- Packaging in protection bag against dust and impurities

A	B
30 mm	65 mm

RC122X007



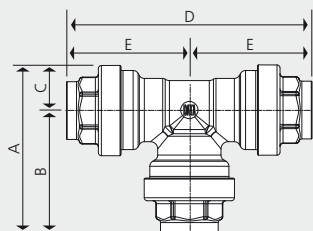
Angle push fitting for connection among active panels of the GKC and GKCS series.

Main features

- 16x1,5 mm pipe diameter
- Maximum working pressure 1,6 MPa (16 bar)
- Maximum working temperature 110°C
- Body made of pressed and nickel plated brass
- Seal o-ring in EP
- Toothed blocking ring in AISI 304 stainless steel
- Packaging in protection bag against dust and impurities

A	B	C
56 mm	65 mm	30 mm

RC150X007



Tee push fitting for connection among active panels of the GKCS series.

Main features

- 16x1,5 mm pipe diameter
- Maximum working pressure 1,6 MPa (16 bar)
- Maximum working temperature 110°C
- Body made of pressed and nickel plated brass
- Seal o-ring in EP
- Toothed blocking ring in AISI 304 stainless steel
- Packaging in protection bag against dust and impurities

A	B	C	D	E
56 mm	41 mm	15 mm	82 mm	41 mm

RC900Y016



Support sleeve for connections made by means of RC push fittings and 16x1,5 mm plastic material pipe.

R986



Polybutylene pipe with anti-oxygen barrier for connection in series of active panels in combination with RC push fittings. The end of the pipe section must be necessarily completed with the RC900 support sleeve before insertion into the RC push fitting.

Available in insulated and not insulated version.

PRODUCT CODE	TYPE	DIMENSIONS [mm]	COIL [m]
R986IY113	insulated	16 x 1,5	50
R986SY120	not insulated	16 x 1,5	100

Structure

KG800Y001



Primary carrying element U shaped, in zinc coated steel for the implementation of a reduced false ceiling on double metallic frame. The profile is prearranged for the snap connection of C shaped secondary profiles, by means of appropriate shaped hooks.

Thickness	Dimensions
0,6 mm	40 x 28 x 4000 mm

KG800Y020



C shaped secondary carrying element in zinc coated steel for the implementation of a reduced false ceiling on single or double metallic frame through snap connection on U shaped primary profiles.

Thickness	Dimensions
0,6 mm	50 x 27 x 4000 mm

KG800Y040



U shaped perimeter profile in zinc coated steel.

Thickness	Dimensions
0,6 mm	27 x 30 x 4000 mm

KG800Y060


L shaped staff angle profile in zinc coated steel.

Thickness	Dimensions
0,6 mm	31 x 31 x 3000 mm

KG804Y001

Hanger for suspension of the carrying elements to the slab.

Diameter	Length
4 mm	1500 mm

KG806Y001

Regulation spring for double hangers.

KG814Y001

Steel joint for primary profile.

Dimensions
40 x 28 mm

KG814Y002

Steel joint for secondary profile.

Length
50 x 27 mm

PKG03Y003

Self-tapping screw with flat countersunk head for fixing of the plasterboard panels to the metallic frame of the structure. Length 70 mm.

Dimensions	Package
70 mm	500 pcs

Accessories and components for the installation and the finish

KG810



Square inspection folding door for built-in mounting in reduced false ceiling with closing system having invisible hinge.

PRODUCT CODE	Dimensions [mm]	Plasterboard panel thickness [mm]
KG810Y001	300 x 300	12,5 mm
KG810Y002	500 x 500	12,5 mm
KG810Y003	600 x 600	12,5 mm

KGNASY001



Tape for the joint treatment. Made of glass fibre. Substance not lower than 60 gr/m².

Coil
90 m

KGSTUY001



Stucco for the joint finish. Compound in powder, gypsum-based with synthetic additives for special applications, ready for use. The joint plastering shall be reinforced in advance with KGNAS tape.

Package
5 kg

KGSTUY002

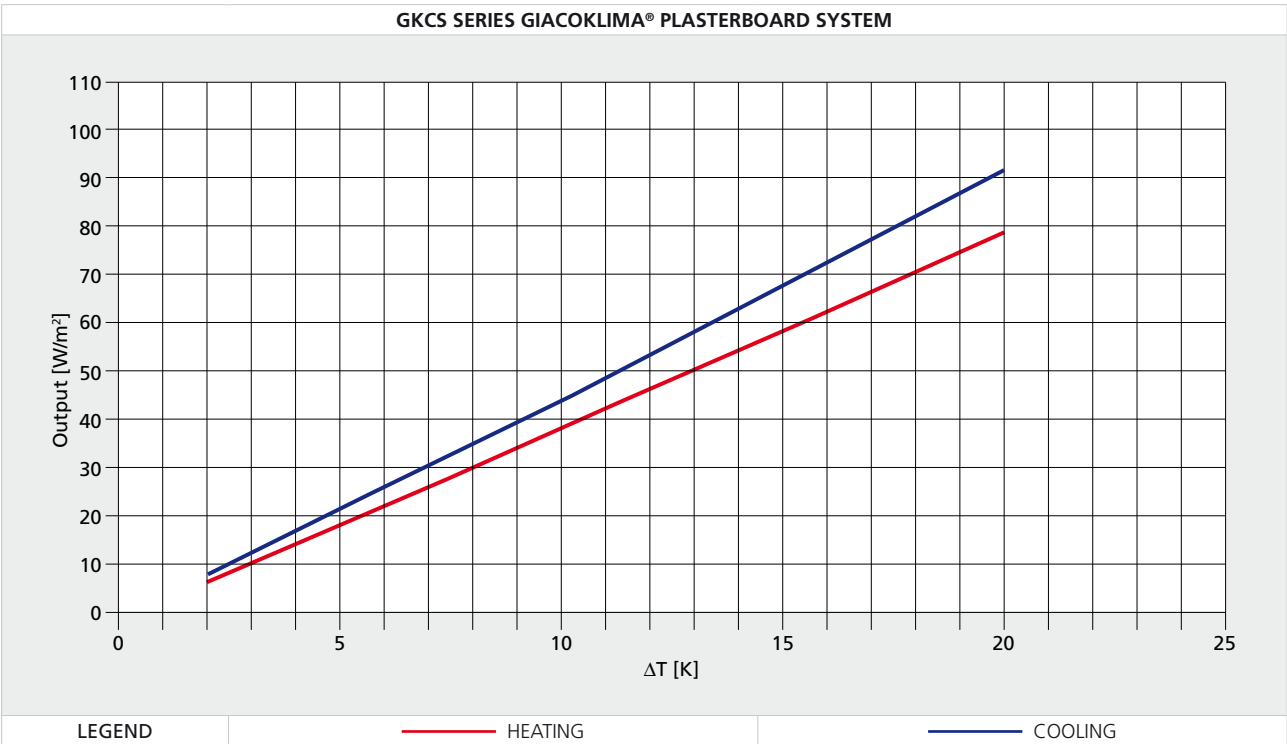
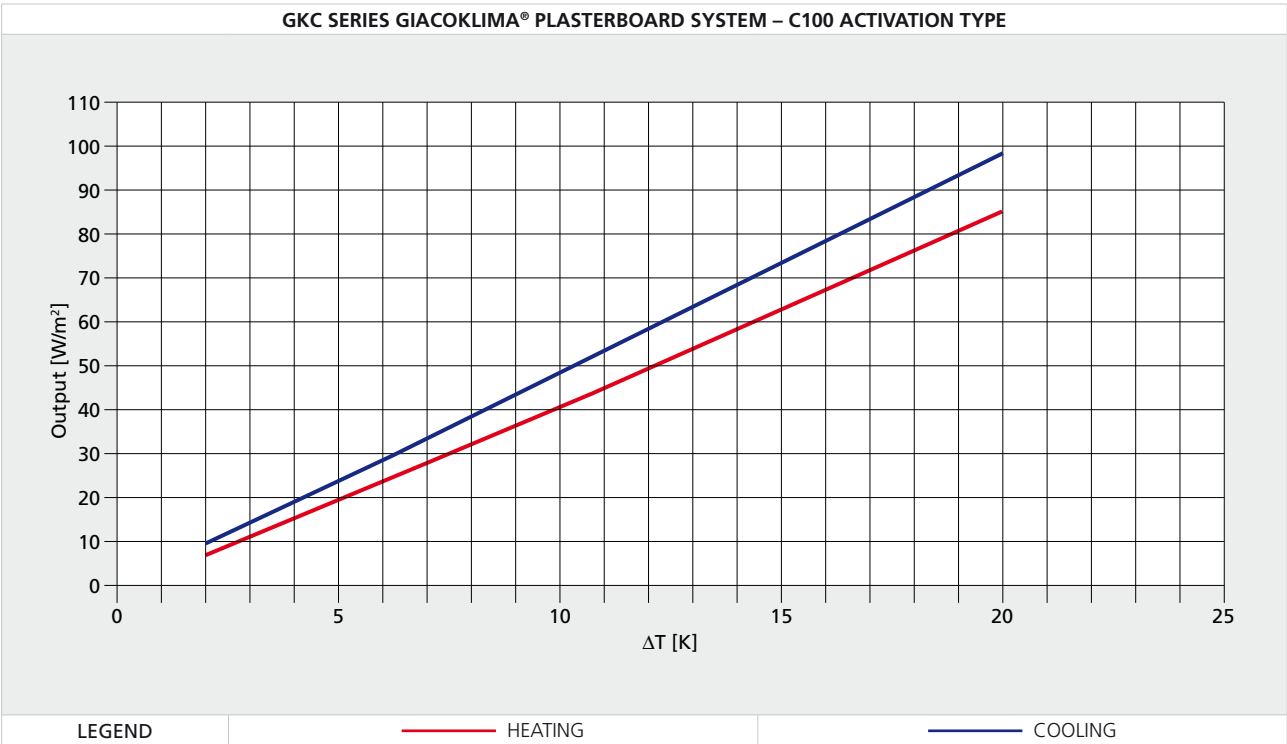


Stucco for escape closing. Compound in powder, gypsum-based, ready for use.

Package
5 kg

Outputs

The outputs reported in the following diagrams are certified according to EN14240 norms for cooling and EN 14037 for heating. Consult also the Technical Manual 0139N for further information.




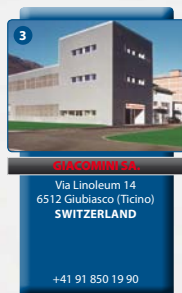



PRODUCT CODE INDEX

PRODUCT CODE DESCRIPTION	PAGE
KC60X200 GKC series active panel, 600 x 2000 mm, thickness 50 mm, C100 activation	10
KC120X100 GKC series active panel, 1000 x 2000 mm, thickness 50 mm, C100 activation	9
KC120X200 GKC series active panel, 1200 x 2000 mm, thickness 50 mm, C100 activation	8
KG120X300 GKC series inactive panel for compensation, 1200 x 2000 mm, thickness 50 mm	11
KS60X200 GKCS series active panel, 600 x 2000 mm, thickness 45 mm, serpentine activation in PE-X pipe	16
KS120X100 GKCS series active panel, 1000 x 1200 mm, thickness 45 mm, serpentine activation in PE-X pipe	15
KS120X200 GKCS series active panel, 1200 x 2000 mm, thickness 45 mm, serpentine activation in PE-X pipe	14
KS120X300 GKCS series inactive panel for compensation, 1200 x 2000 mm, thickness 45 mm	17
RC102X007 RC102 straight push fitting for pipe ø 16 mm	19
RC122X007 RC122 angle push fitting for pipe ø 16 mm	19
RC150X007 RC150 tee push fitting for pipe ø 16 mm	19
RC900Y016 RC900 support sleeve, 16x1,5 mm	20
KG800Y001 U shaped primary carrying element in zinc coated steel, thickness 0,6 mm, 40 x 28 x 4000 mm	21
KG800Y020 C shaped secondary carrying element in zinc coated steel, thickness 0,6 mm, 50 x 27 x 4000 mm	21
KG800Y040 U shaped perimeter profile in zinc coated steel, thickness 0,6 mm, 27 x 30 x 4000 mm	21
KG800Y060 L shaped staff angle profile in zinc coated steel, thickness 0,6 mm, 31 x 31 x 3000mm	22
KG804Y001 4 mm diameter hanger for suspension of the carrying elements to the slab, 1500 mm length	22
KG806Y001 Regulation spring for double hangers	22
KG814Y001 Steel joint for primary profile, 40x28 mm	23
KG814Y002 Steel joint for secondary profile, 50x27 mm	23
PKG03Y003 Self-tapping screw with flat countersunk head, 70 mm length	23

PRODUCT CODE INDEX

PRODUCT CODE	PAGE
DESCRIPTION	
KG810Y001	
Square inspection folding door 300 x 300 mm for built-in mounting	24
KG810Y002	
Square inspection folding door 500 x 500 mm for built-in mounting	24
KG810Y003	
Square inspection folding door 600 x 300 mm for built-in mounting	24
KGNASY001	
Tape for the joint treatment	24
KGSTUY001	
Stucco for the joint finish, 5 kg package	24
KGSTUY002	
Stucco for the escape closing, 5 kg package	24
R986IY113	
16X1,5 mm polyethylene pipe with anti-oxygen barrier, insulated, 50 m coil	20
R986SY120	
16X1,5 mm polyethylene pipe with anti-oxygen barrier, not insulated, 100 m coil	20



GIACOMINI BRANCHES AND REPRESENTATIVES IN THE WORLD					
Country	Area manager	Country	Area manager	Country	Area manager
Albania	Casoni Federico	Chile	Giacomini Latinoamerica	Greece	Casoni Federico
Algeria	Gotti Andrea	China	Giacomini China	Ghana	Gotti Andrea
United Arab Emirates	Gotti Andrea	Cyprus	Casoni Federico	Hong Kong	Giacomini China
Argentina	Giacomini Latinoamerica	Colombia	Giacomini Latinoamerica	Hungary	Casoni Federico
Armenia	Tartaglia Gianluca	Costa Rica	Giacomini Latinoamerica	India	Giacomini India
Australia	Giacomini China	Croatia	Casoni Federico	Iran	Gotti Andrea
Austria	Giacomini Germany	Czech Republic	Giacomini Czech	Ireland	Tartaglia Gianluca
Azerbaijan	Tartaglia Gianluca	Denmark	Dulio Pietro	Iceland	Tartaglia Gianluca
Bahrain	Gotti Andrea	Dominican Republic	Giacomini Latinoamerica	Israel	Gotti Andrea
Belgium	Giacomini Benelux	Egypt	Gotti Andrea	Japan	Giacomini China
Belarus	Tartaglia Gianluca	Estonia	Tartaglia Gianluca	Jordan	Gotti Andrea
Bosnia-Herzeg.	Casoni Federico	Finland	Tartaglia Gianluca	Kazakistan	Tartaglia Gianluca
Brazil	Giacomini Latinoamerica	France	Giacomini France	Korea	Giacomini China
Bulgaria	Casoni Federico	Georgia	Tartaglia Gianluca	Kuwait	Gotti Andrea
Canada	Mori Daniela	Germany	Giacomini Germany	Kyrgyzstan	Tartaglia Gianluca
				Latvia	Tartaglia Gianluca

8



GIACOMINI CZECH REP.
P.O. Box 18 - Erbenova 15
466 01 Jablonec Nad Nisou
CZECH REPUBLIC

+420 483 736 060

9



GIACOMINI GERM.
Industriestrasse 10
51545 Waldbroel
GERMANY

+49 2291 790 236


10



DOMTECH GIACOMINI SLOV.
Dolné Rudiny 1
010 91 Zilina
SLOVAK REPUBLIC

+421 417 64 52 23

11



GIACOMINI F.R.
Rond Point de l'Europe,
BP 97 - 77248
Pontault Combault Cedex
FRANCE

+33 1 60 29 20 35

12

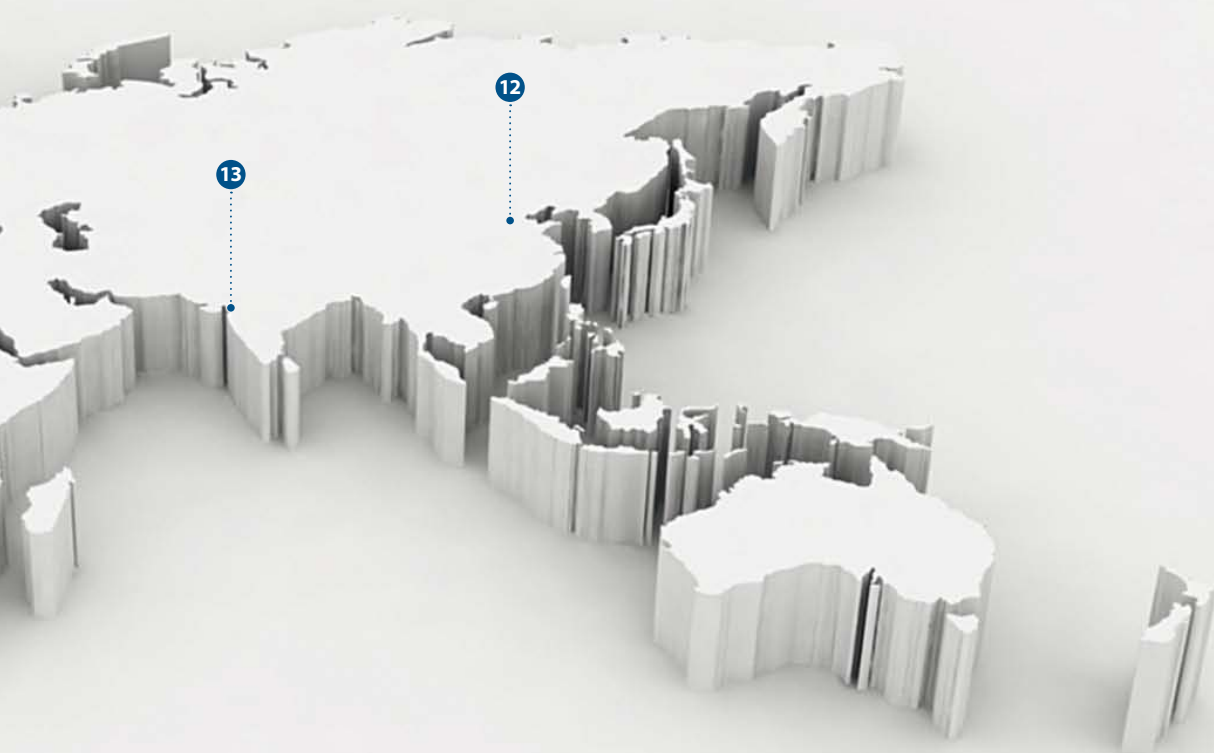


GIACOMINI CHINA
Room A801, TYG Centre,
No.2 Dong San Huan Bei Lu Bing,
100027 Chaoyang District,
Beijing,
CHINA
+86 10 8486 1901
+86 10 8486 2775

13



GIACOMINI INDIA
G-3, Neel Madhav,
Nr. Navneet Hospital,
V.P. cross road, Mulund (west),
Mumbai, Maharastra-400080,
INDIA
+91 22 2167 6767
+91 22 2167 6733



GIACOMINI BRANCHES AND REPRESENTATIVES IN THE WORLD					
Country	Area manager	Country	Area manager	Country	Area manager
Lithuania	Tartaglia Gianluca	Panama	Giacomini Latinoamerica	Switzerland	Giacomini Switzerland
Luxembourg	Giacomini Benelux	Peru	Giacomini Latinoamerica	Thailand	Giacomini China
Macedonia	Casoni Federico	Philippines	Giacomini China	Tunisia	Gotti Andrea
Malaysia	Giacomini China	Poland	Gagliardi Luca	Turkey	Casoni Federico
Malta	Casoni Federico	Portugal	Giacomini Portugal	Ukraine	Tartaglia Gianluca
Mauritius	Gotti Andrea	Qatar	Gotti Andrea	United Kindom	Giacomini UK
Mexico	Giacomini Latinoamerica	Romania	Casoni Federico	United States of America	Mori Daniela
Moldavia	Tartaglia Gianluca	Russia	Tartaglia Gianluca	Uruguay	Giacomini Latinoamerica
Mongolia	Giacomini China	Saudi Arabia	Gotti Andrea	Uzbekistan	Tartaglia Gianluca
Montenegro	Casoni Federico	Serbia	Casoni Federico	Venezuela	Giacomini Latinoamerica
Nigeria	Gotti Andrea	Singapore	Giacomini China	Vietnam	Giacomini China
Norway	Tartaglia Gianluca	Syria	Tartaglia Gianluca	Yemen Rep.	Gotti Andrea
Netherlands	Giacomini Benelux	Slovakia	Domtech Giacomini	Yvory Coast	Gotti Andrea
New Zealand	Giacomini China	Slovenia	Casoni Federico		
Pakistan	Gotti Andrea	Spain	Giacomini Spain		
Palestine	Gotti Andrea	Sweden	Tartaglia Gianluca		

GENERAL SALE CONDITIONS

ORDERS

All orders are intended as reservation and they do not bind our company to deliver, even partial of what has been ordered.

PRICES

The prices are those ones in force at the consignment time and are not binding.

CONSIGNMENTS

They are always made carriage forward, unless special agreements on the contrary. The goods run at the committee's risk and danger, even if delivered to the customer, and we consider us relieved of any responsibility for shortage and damages. The consignments are done with the available mean at the moment and the customer indications have value of simple recommendation.

PACKAGING

The packaging is invoiced at the pure cost, and are not accepted as return.

RETURN

Returned goods are not accepted without our preventive authorization and in any case only in free port.

CLAIMS

They are valid only within 8 days from the goods receipt.

PAYMENTS

The conditions are those one indicate in the offers and in the commissions and are not binding. After the agreed expiration date, the interests on arrears will be calculated according to the bank rate taking place at the date agreed for the payment. The delayed payment authorize us to suspend, without any notice, the supplies under progress.

STAMPS

Stamps are at customer charge.

MODIFICATIONS

Our company reserves to bring, without any notice, any modification that would be technically necessary.

PLACE OF JURISDICTION

In case of controversy, only the competence of Novara Law Court is recognized.


QUALITY CERTIFICATIONS



FURTHER INFORMATION

The technical documentation and the product specifications of giacoklima® radiant ceiling system are available in electronic form too on www.giacomini.com/ceiling.

For further information about giacoklima® radiant system, consult also the Technical Manual 0139EN and “References” brochure 0300EN. For information about the other Giacomini components and systems, ask for the last issue of the general catalogue.



SEPTEMBER 2010

This communication is for information purposes. Giacomini S.p.A. reserves the right to make at any moment, without prior notice, modifications for technical or commercial reasons to the items contained hereby. The information of this technical communication does not exempt the user from strictly following existing good practice regulations and standards. Even partially reproducing this content is forbidden, unless authorized.



Via per Alzo 39
28017 San Maurizio d'Opaglio (NO) - ITALY
tel +39 0322 923 111 - fax +39 0322 96 256
info@giacomini.com - www.giacomini.com